

Sexual Orientation/Gender Identity, Socioeconomic Status, and Health across the Life Course (SOGI-SES)

Add Health Users Conference

Carolyn T Halpern, PhD

July 11, 2022

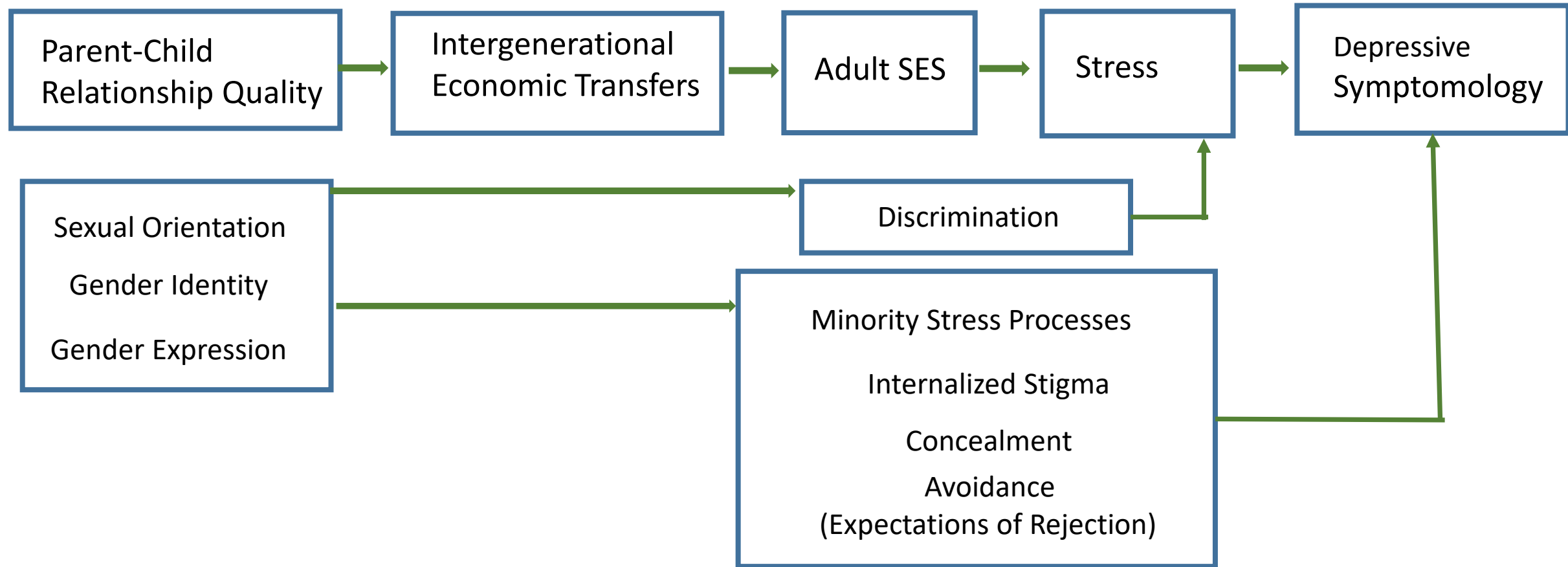
SOGI-SES

- Add Health ancillary study that collected new survey data from a subset of Add Health Wave V respondents
 - Funding: NICHD and NIMHD
- Co-PI
Kerith Jane Conron, ScD, MPH
Blachford-Cooper Research Director and Distinguished Scholar
Williams Institute
UCLA School of Law
- Project Manager: Dana Burshell, MPH

SOGI-SES -- Motivation

- Health disparities among sexual and gender minority (SGM) people are well-documented
- Overall Goal – Assess and examine socioeconomic factors that may serve as chronic stressors contributing to disparities
- Why SES? – surprisingly understudied
 - Socioeconomic factors are fundamental contributors to health across the life course
 - Persistent inadequate resources are stressors
- Retrospective information about developmental milestones related to sexual orientation and gender identity

Hypothesized Pathways Linking Sexual Orientation, Gender Identity, and Gender Expression to Adult SES & Health



Add Health is uniquely suited to address issues related to the health of SGM Populations

- More than three thousand Respondents who have:
 - identified as LGBT
 - reported same-gender partners
 - are gender non-conforming
- Not selected into the sample on the basis of sexual orientation, gender identity, or gender expression
- Diverse in terms of race/ethnicity, SES indicators
- 20+ years of prospectively collected data

SOGI-SES Study Aims

1. Develop survey module to capture information about SGM developmental processes and deeper SES information
2. Conduct an ancillary web survey with all Add Health sexual and gender minorities and a comparison sample of cisgender heterosexuals
3. Clean, document, and prepare data for dissemination to Add Health Users
4. Conduct substantive analyses to understand how socioeconomic stressors contribute to mental health inequities among sexual/ gender minorities



Sexuality, Health, and Opportunity in the Life Course

Add Health



Add Health Wave V
Age 33 – 44
2016-2019
N = 12,300



SOGI-SES
Age ~ 37 – 48
2020-2021
N ~ 3161 SGMs, 1500 Cis Hetero


Sexual & Gender Minorities Identity or partner (all)

- Discordant SAB & Identity
- Discordant SAB & Gender Expression
- Discordant SAB & Sexual Behavior

Cisgender Heterosexual (sample)

Non-SGM Target Sample Sizes by Stratum (Equal Allocation Method)

Stratum	gender	race2	poverty	NonSGM Frequency in the Frame	NonSGM Sample Size
111	Male	White	<200 FPL	445	97
112	Male	White	>=200 FPL	2,029	97
121	Male	Black	<200 FPL	265	96
122	Male	Black	>=200 FPL	471	96
131	Male	Hispanic	<200 FPL	134	96
132	Male	Hispanic	>=200 FPL	477	97
141	Male	Other	<200 FPL	79	79
142	Male	Other	>=200 FPL	365	96
211	Female	White	<200 FPL	506	97
212	Female	White	>=200 FPL	1,766	97
221	Female	Black	<200 FPL	474	97
222	Female	Black	>=200 FPL	530	97
231	Female	Hispanic	<200 FPL	215	96
232	Female	Hispanic	>=200 FPL	443	97
241	Female	Other	<200 FPL	69	69
242	Female	Other	>=200 FPL	267	96
Total				8,535	1,500



Web Survey Content

• Health

- COVID related
- Overall health
- Mental Health
 - Depression (CES-D)
 - Anxiety (GAD-7)
- Diagnosed health conditions
- Health insurance
- Fertility services

• Economic

- Employment
- Income, assets and debts
- Intergenerational transfers of time and money
- Economic strain
- Medical/family formation expenses

Web Survey Content

• Social

- Household roster, non-household children roster, CSHCN
- Current partner – demographics, IPV, relationship quality
- Relationships with cisgender/trans men and women, non- binary
- Parental acceptance of relationships
- Stressful life events
- Social support

• SOGI

- Sexual orientation identity, Gender Identity, SAB
- Timing sexual orientation and gender identity milestones
- Gender expression & recalled childhood gender nonconformity
- Perceived discrimination in education, employment, lending
- Identity concealment/avoidance

Target Sample and Final Sample

Target:

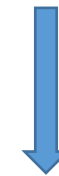
- 3161 SGM
- 1500 Cisgender heterosexuals



Total 4,661

Final :

- 1898 SGM (60% of target)
- 716 cisgender heterosexuals (48% of target)



Total 2614

Where is SOGI-SES currently?

- Completed
 - Data collection
 - Final analysis weights developed
- Ongoing
 - Cleaning data
 - Developing documentation and codebooks for users
- Target: December 2022 data release to Add Health users

SOGI-SES data access through the Add Health Data Portal

<https://data.cpc.unc.edu/projects/2/view>

Data Portal Home > Add Health



Add Health

Initiated in 1994 and supported by five program project grants from the Eunice Kennedy Shriver National Institute of Child Health and Human Development (NICHD) with co-funding from 23 other federal agencies and foundations, Add Health is the largest, most comprehensive, nationally-representative longitudinal survey of adolescents ever undertaken. Beginning with an in-school questionnaire administered to a nationally representative sample of students in grades 7-12, the study followed up with a series of in-home interviews conducted in 1995, 1996, 2001-02, 2008, and 2016-18. Add Health participants are now full-fledged adults, aged 33-44, and will soon be moving into midlife. Over the years, Add Health has added a substantial amount of additional data for users, including contextual data on the communities and states in which participants reside, genomic data and a range of biological health markers of participants, and parental survey data.

For further information about the study, please see the Add Health Website.

Website

Public-Use Data consists of one-half of the core sample, and one-half of the oversample of African-American adolescents with a parent who has a college degree, chosen at random. Public-Use Data is available for Waves I-V.

Public-Use Data

Restricted-Use Data will be distributed only to certified researchers (this includes researchers that are located outside of the US) who commit themselves to maintaining limited access. To be eligible to enter into a contract, researchers must complete Contract Application which includes:

Codebooks

- Security plan
- IRB approval letter
- \$1000 payment by check (NEW contract only)

If you are applying for data in addition to the Core Files, you will need to submit an additional justification description for each data file requested.

For the Romantic Pairs Data, researchers must complete a separate Contract Application for Romantic Pairs which includes:

- Security plan for standalone computer
- IRB approval letter
- \$1000 payment by check (NEW contract only)
- Additional justification description for each data file requested

Getting Started



Sexuality, Health, and Opportunity in the Life Course
Add Health



The National Longitudinal Study of Adolescent to Adult Health

SOGI-SES Co PIs

Carolyn T Halpern, PhD

Professor & Chair, Maternal and Child Health

Faculty Fellow CPC

University of North Carolina at Chapel Hill

CB #7445

Chapel Hill, NC 27599-7445

P (919) 966-9306 (MCH)

carolyn_halpern@unc.edu

Kerith Jane Conron, ScD, MPH

Blachford-Cooper Research Director and
Distinguished Scholar

Williams Institute, UCLA School of Law

385 Charles E. Young Drive East

Los Angeles, CA 90095-1476

P (310) 794-6193

F (310) 825-7270

conron@law.ucla.edu